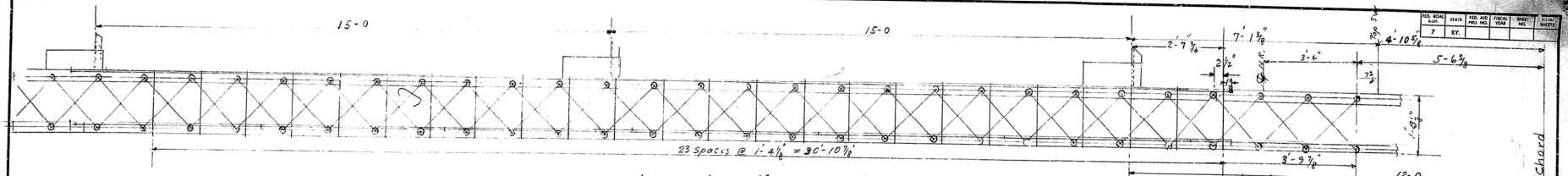

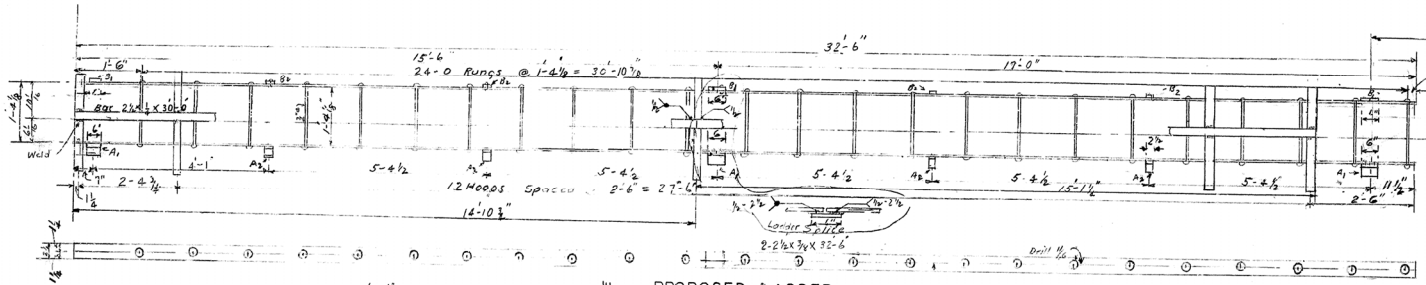

PROPOSED LADDER

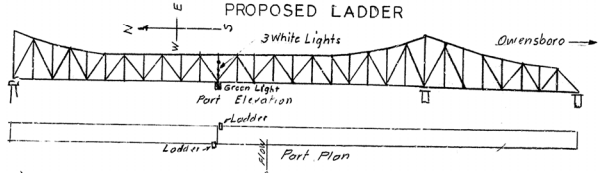

SKETCH SHOWING LADDER LOCATION

Note:- All fabrications and Erection fastenings to be welded connections. Rungs are to be made as shown. All welds to be 1/4" fillet welds.

BILL OF MATERIA FOR ONE LADDER (TWO REQUIRED)
2 Bars 2 1/2 x 3/8 x 32'-6" (17'-0" + 15'-6)
1 Hoop Bar 2 1/2 x 1/4" x 30'-0" (15-1 1/2 + 14-10 3/4)
24 Rungs (See Detail)
3 A1 Angle 8 x 4 x 7/16 x 6"
4 A2 " " " 2 1/2"
3 B1 PL 6 x 1/2 x 1'-2"
4 B2 PL 2 1/2 x 1/2 x 0-10"
13 Hoops (See Detail)

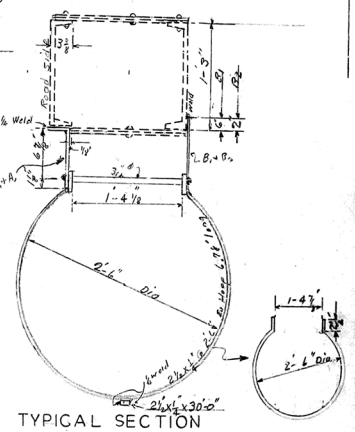

TYPICAL SECTION

ESTIMATE OF QUANTITIES
Structural Steel (Two Ladders) Lump Sum.

APPROXIMATE WEIGHT OF STRUCTURAL STEEL = 1250#

GENERAL NOTE

Proposed ladders, main channel Navigation Lights

COMMONWEALTH OF KENTUCKY
DEPARTMENT OF HIGHWAYS
FRANKFORT
COUNTY OF
DAVIESS
OWENSBORO BRIDGE
ROAD
STATION PROJECT NO.
BRIDGE NUMBER MP 30-737-1 DRAWING NO. 12793